

# REGIONAL DISTRICT OF NORTH OKANAGAN

Extract from the Minutes of a Meeting of the

Board of Directors

Held on

Wednesday, June 7, 2017

---

## 2016 Statement of Financial Information


Moved and seconded by Directors Halvorson and Macnabb

That the 2016 Schedules of Financial Information be approved.

**CARRIED**

I hereby certify the foregoing to be a true and correct copy of a resolution passed by the Board of Directors at its meeting held June 7, 2017.

Dated at Coldstream, BC this 12 day of June, 2017.

  
\_\_\_\_\_  
Deputy Corporate Officer  
Paddy Juniper

# REGIONAL DISTRICT OF NORTH OKANAGAN

## Statement of Financial Information Approval

*(as per BC 371/93 of the Financial Information Regulation, Schedule 1, section 9)*

**2016**


Regional District of North Okanagan Financial Statements for Year Ended December 31, 2016 includes:


- a) a statement of assets and liabilities;
- b) an operational statement;
- c) a schedule of debts; and
- d) a management report.


Regional District of North Okanagan Statement of Financial Information for the Year Ended December 31, 2016 includes the above and the following schedules:

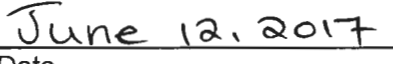
- a) schedule of guarantee and indemnity agreements;
- b) schedule of remuneration and expenses paid on behalf of each elected official;
- c) schedule of remuneration and expenses paid on behalf of each employee earning more than \$75,000; and
- d) schedule of payments made for goods and services for each supplier paid more than \$25,000.

The undersigned, as authorized by the Financial Information Regulation, Schedule 1, subsection 9(2), approves all the statements and schedules included in this Statement of Financial Information, produced under the Financial Information Act.

  
\_\_\_\_\_  
Stephen Banmen  
General Manager, Finance

  
\_\_\_\_\_  
Bob Fleming  
Board Chair

  
\_\_\_\_\_  
Date

  
\_\_\_\_\_  
Date

# REGIONAL DISTRICT OF NORTH OKANAGAN

## Schedule of Guarantee and Indemnity Agreements

*(as per BC 371/93 of the Financial Information Act)*

**2016**

The Regional District of North Okanagan has not given any guarantees or indemnities under the Guarantees and Indemnities Regulation during the year ended December 31, 2016.

## REGIONAL DISTRICT OF NORTH OKANAGAN

### Schedule of Elected Officials Remuneration and Expenses

*(as per Section 377 of the Local Government Act and as per BC Reg 371/93 of the Financial Information Act)*

**2016**

<b>Board Members</b>	<b>Position</b>	<b>Area</b>	<b>Remuneration</b>	<b>Expenses</b>
ACTON, Kevin	Director	Village of Lumby	\$ 12,705.39	\$ 945.56
ANDERSON, Scott	Alt. Director	City of Vernon	300.00	25.58
BROWN, Janice	Director	Township of Spallumcheen	10,085.99	604.02
CAMERON, Hank	Director	Electoral Area "E"	23,105.97	7,988.74
CASE, Brad	Alt. Director	City of Enderby	-	59.81
CUNNINGHAM, Juliette	Vice-Chair	City of Vernon	16,520.58	452.01
DELISLE, Denis	Alt. Director	Electoral Area "F"	300.00	49.52
DIRK, Doug	Director	District of Coldstream	14,135.99	422.28
FAIRBAIRN, Patrick	Director	Electoral Area "D"	41,328.03	11,625.22
FLEMING, Robert	Chair	Electoral Area "B"	27,691.90	6,914.92
FOWLER, Shirley	Director	City of Armstrong	10,985.99	692.01
FRASER, Christine	Alt. Director	Township of Spallumcheen	900.00	139.62
GARLICK, James	Alt. Director	District of Coldstream	4,154.00	-
GHATTAS, Susan	Alt. Director	Electoral Area "B"	150.00	-
HACKETT, Dwayne	Alt. Director	Electoral Area "D"	1,313.00	30.29
HALVORSON, Herman	Director	Electoral Area "F"	22,668.98	7,242.47
LORD, Catherine	Director	City of Vernon	10,685.99	40.38
MACNABB, Michael	Director	Electoral Area "C"	24,357.98	4,419.93
MCCUNE, Gregory	Director	City of Enderby	10,985.99	1,004.94
MUND, Akbal	Director	City of Vernon	13,235.99	233.33
OSTAFICHUK, Robert	Alt. Director	Village of Lumby	1,350.00	14.38
PIEPER, Chris	Alt. Director	City of Armstrong	-	24.76
QUIRING, Brian	Director	City of Vernon	9,335.99	-
SPIERS, Robert	Alt. Director	City of Vernon	4,500.00	-
<b>Total</b>			<b>\$ 260,797.76</b>	<b>\$ 42,929.77</b>

Director Brian Quiring through his company MQN Architects had architectural contracts with the Regional District for lobby renovations at the Greater Vernon Performing Arts Centre, Oval Park Community Stage(Lumby) and a feasibility study for the RDNO boardroom.

## REGIONAL DISTRICT OF NORTH OKANAGAN

### Schedule of Employee Remuneration & Expenses

*(as per BC Reg 371/93 of the Financial Information Act)*

**2016**

Employee Name	Position	Taxable Remuneration	Expenses
BANMEN, Stephen	General Manager, Finance	\$ 126,335.03	\$ 5,050.26
CLARK, Renee	Manager, Water Quality	88,080.52	\$ 2,254.24
DANALLANKO, Dale	Manager, RDF Operations	101,034.36	\$ 887.45
de PFYFFER, James	Manager, Small Utilities	101,573.00	\$ 172.00
DUNSDON, Jennifer	Water Supply and Treatment Operator	81,773.78	\$ 1,391.97
EDWARDS, Alexander	Manager, Water Treatment	96,993.51	\$ 3,107.50
FRIESEN, John	Bylaw Enforcement Officer	81,963.73	\$ 4,311.57
GARDNER, David	Chief Building Inspector	96,077.34	\$ 11,629.90
GIBSON, Don	Senior Water Supply and Treatment Operator	93,314.34	\$ 377.47
HARTWIG, Corey	Electrical / Instrumentation Technician	85,703.14	\$ 1,385.58
HEIDT, Dustin	Chief Water Supply and Treatment Operator	104,813.65	\$ 1,294.16
JUNIPER, Paddy	Deputy Corporate Officer	84,270.48	\$ 3,372.40
KOHNERT, Nicole	Manager, Regional Engineering Services	110,442.93	\$ 4,172.33
LAY, Paul	Distribution Operator / Mechanic	85,064.05	\$ 1,347.86
LIZOGUBOFF, Victor	Systems Analyst	85,581.65	\$ 634.30
LORD, John	Project Engineer	106,739.63	\$ 1,790.13
MARCOLIN, Zee	Manager, Greater Vernon Water	113,317.61	\$ 6,847.61
MAZZOTTA, Christopher	Manager, Information Tech. & Emergency Operations	107,582.96	\$ 4,722.79
McTAGGART, Dale	General Manager, Engineering	136,530.71	\$ 6,058.30
MELLOTT, Leah	General Manager, EA Services	132,648.82	\$ 5,110.63
NELSON, Tannis	Manager, Community Services	83,996.71	\$ 254.51
PEDE, Gary	Systems Analyst	78,326.70	\$ 627.21
PINKOSKI, Keith	Manager, Parks	100,045.03	\$ 4,233.14
ROSS, Gordon	Water Supply and Treatment Operator	80,704.46	\$ 2,226.04
ROUTLEY, Greg	Deputy Planning Manager	98,394.97	\$ 716.67
SEWELL, David	Chief Administrative Officer	163,115.37	\$ 19,759.71
SKOBALSKI, Marnie	Planner	81,963.73	\$ 899.70
SKUBLEN, Dwayne	Building Inspector	84,284.81	\$ 12,011.60
SMAILES, Rob	General Manager, Planning & Building	126,335.03	\$ 4,095.57
TUCKER, Chris	Water Supply and Treatment Operator	86,923.06	\$ 3,398.91
<b>SUBTOTAL</b>		<b>\$ 3,003,931.11</b>	<b>\$ 114,141.51</b>
Employees Under \$75,000		2,824,377.85	80,473.25
Employer portion of CPP and EI premiums		-	275,976.44
<b>TOTAL</b>		<b>\$ 5,828,308.96</b>	<b>\$ 470,591.20</b>

Any differences between this schedule and the financial statements are attributable to payroll overhead, benefits and timing. Remuneration is reported based on the year it is paid pursuant to Canada Revenue Agency regulations, whereas it is accounted for in the financial statements based on the year it is earned.

# REGIONAL DISTRICT OF NORTH OKANAGAN

## Schedule of Severance Agreements

*(as per BC 371/93 of the Financial Information Act)*

2016

There were no severance agreement made between the Regional District of North Okanagan and its non-unionized employees during the year ended December 31, 2016.

## REGIONAL DISTRICT OF NORTH OKANAGAN

### Schedule of Payments Made for the Provision of Goods or Services

*(as per BC Reg 371/93 of the Financial Information Act)*

2016

<b>Suppliers over \$25,000</b>	<b>Total</b>
1 & 2 ELECTRIC	40,800.01
557969 B.C. LTD.	215,826.73
620241 BC LTD.	595,461.68
A.B.C. ALLEN BUSINESS COMMUNICATIONS LTD	166,104.90
ABERDEEN ELECTRIC	298,958.53
AECOM CANADA LTD.	47,651.15
AEROQUEST MAPCON INC.	85,682.09
AGAT LABORATORIES	35,520.88
ANDREW SHERET LTD.	840,492.45
ARMSTRONG CITY OF	126,189.12
ASSOCIATED ENGINEERING (B.C.) LTD.	28,929.91
BANNISTER CHEVROLET INC.	49,370.67
B.C. HYDRO & POWER AUTHORITY	1,127,101.63
B.C. TRANSIT	703,862.00
BLACK PRESS GROUP LTD.	79,902.14
BRENNTAG CANADA INC.	57,777.40
BUDGET CAR & TRUCK SALES	41,216.00
CAPRI INSURANCE	252,990.00
CARDAN ENTERPRISES LTD.	154,400.48
CARO ANALYTICAL SERVICES	100,198.22
CDW CANADA INC.	130,002.48
C.G.L. CONTRACTING LTD.	41,778.54
CHERRY RIDGE MANAGEMENT COMMITTEE	25,084.00
COLDSTREAM DISTRICT OF	1,504,302.58
COLUMBIA SHUSWAP REG. DISTRICT	72,587.00
CORIX WATER PRODUCTS LIMITED PARTNERSHIP	36,136.16
DAN'S BOBCAT SERVICES	73,404.12
DAVE MITCHELL & ASSOCIATES LTD.	25,200.00
DAVIDSON PRINGLE LLP IN TRUST	2,926,454.51
E.B. HORSMAN & SON LTD.	103,115.70
ECORA ENGINEERING AND RESOURCE GROUP LTD	37,678.32
EMTERRA ENVIRONMENTAL	149,244.56
CITY OF ENDERBY	1,292,919.29
ESRI CANADA LIMITED	61,173.00
FORTISBC - NATURAL GAS	45,319.99
FRASER VALLEY REGIONAL DISTRICT	39,240.00
FULTON & COMPANY LLP IN TRUST	33,000.00
GAME TRENCHLESS CONSULTANTS	31,500.00
GENTECH ENGINEERING INC.	211,228.53
GEOTECH DRILLING SERVICES LTD.	26,063.46
GHD LIMITED	60,023.64
GOLDER ASSOCIATES LTD.	32,973.50
GUILLEVIN INTERNATIONAL INC.	32,070.79
HACH SALES & SERVICE CANADA LTD.	40,463.00
HARRISON INDUSTRIAL CONTRACTING LTD.	49,321.02
HUB FIRE ENGINES & EQUIPMENT	291,667.60
INSURANCE CORPORATION OF BRITISH COLUMBIA	31,777.00
INTERIOR FREIGHT & BOTTLE DEPOT LTD.	49,743.75
INTERCITY RECYCLE LTD.	90,043.86
ITRON CANADA INC.	47,245.11
K-9 SYSTEMS CONTROL	171,303.55

**Suppliers over \$25,000****Total**

KELOWNA CITY OF	40,015.87
KEMIRA WATER SOLUTIONS CANADA	280,336.73
KERR WOOD LEIDAL ASSOCIATES LTD.	133,147.93
KLL CONSTRUCTION INC.	249,950.58
LAING ROOFING (Vernon) Ltd.	252,308.15
L.B. CHAPMAN CONSTRUCTION LTD.	76,928.39
LUMBY VILLAGE OF	715,262.87
MABEL LAKE HOLIDAY CENTRE LTD.	51,763.21
MADDOCKS CONSTRUCTION LTD.	45,209.51
MANULIFE FINANCIAL	306,426.68
MEARL'S MACHINE WORKS LTD.	149,531.04
MINISTER OF FINANCE & CORPORATE RELATIONS	70,521.89
MINISTER OF FINANCE	84,238.00
MONAGHAN ENGINEERING & CONSULTING LTD.	87,699.29
MOUNTAINSIDE EARTHWORKS LTD.	163,950.26
MUNICIPAL INSURANCE ASSOCIATION OF B.C.	106,576.00
MUNICIPAL PENSION PLAN	917,304.51
NORTHWEST HYDRAULIC CONSULTANTS LTD.	155,934.46
OCEAN MARKER SPORT SURFACES (2014) LTD.	143,395.33
OKANAGAN KOOTENAY STERILE INSECT RELEASE PROGRAM	445,021.86
OKANAGAN REGIONAL LIBRARY	714,710.48
OKANAGAN BASIN WATER BOARD	656,748.83
OK EXCAVATING	466,824.57
PASSIVE REMEDIATION SYSTEMS	28,648.22
PAUL DICK LOGGING LTD	39,992.93
POMEROY ENTERPRISES LTD.	66,408.71
POSTILL NIXON EARTHWORKS	406,664.26
PRIME ENGINEERING LTD.	155,385.73
PYRAMID EXCAVATION CORPORATION	173,621.44
R-355 ENTERPRISES LTD.	190,462.84
RAMTECH ENVIRONMENTAL PRODUCTS	53,268.60
RECEIVER GENERAL FOR CANADA	1,315,583.75
REGIONAL DISTRICT OF CENTRAL OKANAGAN	106,947.00
R E POSTILL & SONS LTD.	26,984.13
REVOLUTION ENVIRONMENTAL SOLUTIONS LP	86,587.22
RIDGE DEVELOPMENTS	27,477.95
RUSSELL N. SHORTT	36,152.50
SAWCHUK DEVELOPMENT CO. LTD.	135,295.01
SIVAN ENTERPRISES	207,788.45
SOURCE OFFICE FURNISHINGS & SYSTEMS LTD.	46,015.20
SPALLUMCHEEN TOWNSHIP OF	834,616.29
S.S.G. HOLDINGS LTD	1,354,243.37
STANTEC CONSULTING LTD.	83,077.39
SUNCOR ENERGY PRODUCTS PARTNERSHIP	34,788.64
SUPER SAVE DISPOSAL INC.	72,352.78
SWAN LAKE HOSPITALITY LTD.	67,408.71
TEALE'S WATER UTILITY SERVICES LTD.	25,071.60
TELUS	71,513.29
TELUS MOBILITY	50,572.62
TEMPEST DEVELOPMENT GROUP	124,325.85
THE GROUND GUYS LANDSCAPE MANAGEMENT	49,625.36
TKI CONSTRUCTION LTD.	751,246.92
TOMKO SPORTS SYSTEMS INC.	71,100.04
UNIVAR CANADA LTD.	70,316.79
URBAN SYSTEMS LTD.	105,918.77
VADIM SOFTWARE	38,608.72
VERNON CITY OF	7,367,358.77
VERNON & DIST. ASSOC. FOR COMMUNITY LIVING	33,215.41
VERNON & DISTRICT PERFORMING ARTS CENTRE	302,421.76



<b>Suppliers over \$25,000</b>	<b>Total</b>
VISTICA JOZO, SARIC, ILIJA	40,176.59
WASTE MANAGEMENT OF CANADA CORP.	49,371.03
WASTE CONNECTIONS OF CANADA	84,154.51
WATERHOUSE ENVIRONMENTAL SERVICES CORP.	184,429.88
W.E. MADDOX B.C.L.S.	88,861.50
WESTERN ROCKY MOUNTAIN INDUSTRIES	40,411.53
WESTERN WATER ASSOCIATES LTD	31,797.49
WILCO CIVIL INC.	62,433.60
WORKSAFEBC	71,818.58
WSP CANADA INC.	84,791.35
XCG CONSULTANTS LTD.	39,656.11
	<hr/>
Total Paid to Supplier over \$25,000	\$ 34,513,276.68
Total Paid to Suppliers under \$25,000	2,298,929.26
Total of Paid to Suppliers	<hr/> <b>\$ 36,812,205.94</b> <hr/>
Payments to suppliers for grants exceeding \$25,000	
VERNON SCIENCE AND DISCOVERY SOCIETY	32,500.00
VERNON PUBLIC ART GALLERY	182,100.00
OKANAGAN FILM COMMISSION	33,000.00
LITERACY AND YOUTH INITIATIVES SOCIETY OF	66,000.00
GREATER VERNON MUSEUM & ARCHIVES	268,730.00
BOYS' & GIRLS' CLUB of VERNON	102,500.00
CHERRYVILLE COMMUNITY CLUB	28,900.00
ARTS COUNCIL OF NORTH OKANAGAN	133,714.00
Total of all grants exceeding \$25,000	<hr/> <b>\$ 847,444.00</b> <hr/>
	<hr/>
TOTAL all Suppliers	<hr/> <b>\$ 37,659,649.94</b> <hr/>

Any differences between this schedule and the financial statements are related to the following. First, this schedule is prepared on a cash basis of accounting versus the accrual basis used to prepare the financial statements. Also, the schedule includes the full GST paid to the suppliers, while the financial statements are net of the GST rebate.

Prepared under the Financial Information Regulation, Schedule 1, Section 7 and the Financial Information Act, Section 2.