



REGIONAL DISTRICT
OF
NORTH OKANAGAN

REPORT

To: Board of Directors
From: David Sewell
Date: June 10, 2014
Subject: RDNO 2013 Statement of Financial Information

Recommendation:

Pursuant to the requirements of the Financial Information Act, that the 2013 Statement of Financial Information and attached Schedules for the Regional District of North Okanagan be approved.


Summary

The Financial Information Act requires that the Board of Directors and the Chief Financial Officer approve the Statement of Financial Information and that it be made available for public viewing or purchase. The Statement of Financial Information consists of the following:


- Financial Statements (previously adopted);
- Statement of Financial Information Approval;
- Schedule of Guarantee and Indemnity Agreements;
- Schedule of Remuneration paid to Board Members;
- Schedule of Remuneration in excess of \$75,000 paid to employees;
- Statement of Severance Agreements;
- Schedule of Payments in excess of \$25,000 to suppliers; and
- Management Report.

Submitted by:

Approved for inclusion:



David Sewell
Chief Financial Officer



Rob Smailes
Acting Administrator

Enclosures

REGIONAL DISTRICT OF NORTH OKANAGAN

Statement of Financial Information Approval

(as per BC 371/93 of the Financial Information Regulation, Schedule 1, section 9)

2013

Regional District of North Okanagan Financial Statements for Year Ended December 31, 2013 which includes:

- a) a statement of assets and liabilities;
- b) an operational statement;
- c) a schedule of debts; and
- d) a schedule of guarantee and indemnity agreements (pursuant to BC Reg 258/87).

Remuneration and expenses paid on behalf of each elected official, listed separately by name and position.


Remuneration and expenses paid on behalf of each employee earning more than \$75,000 per year including a consolidated total of all remuneration paid to all other employees.

Statement of Severance Agreements


Payments for each supplier of goods or services that exceeds \$25,000 including a consolidated total of all other payments made to suppliers of goods or services during the fiscal year.

Management Report

The undersigned, as authorized by the Financial Information Regulation, Schedule 1, subsection 9(2), approves all the statements and schedules included in this Statement of Financial Information, produced under the Financial Information Act.



David Sewell
Chief Financial Officer



Rick Fairbairn
Board Chair

June 10, 2014

Date

June 10, 2014

Date

REGIONAL DISTRICT OF NORTH OKANAGAN

Schedule of Guarantee and Indemnity Agreements

(as per BC 371/93 of the Financial Information Act)

2013

The organization has not given any guarantees or indemnities under the Guarantees and Indemnities Regulation during the year ended December 31, 2013.

REGIONAL DISTRICT OF NORTH OKANAGAN

Director & Committee Member Remuneration and Expense Report

is per Section 814 of the Local Government Act and as per BC Reg 371/93 of the Financial Information Act

2013

Director/Committee Member Name	Position	Remuneration	Expenses	TOTAL
ACTON, Kevin	Director	\$ 12,430.00	\$ 728.00	\$ 13,158.00
BESSO, Maria	Committee	1,168.00	-	1,168.00
BROWN, Janice	Director	11,297.20	686.40	11,983.60
CUNNINGHAM, Juliette	Director	11,557.00	-	11,557.00
CYR, Howard	Director	11,995.00	1,164.80	13,159.80
DIRK, Doug	Director	12,725.00	343.20	13,068.20
FAIRBAIRN, Patrick	Director	25,094.80	5,905.85	31,000.65
FLEMING, Robert	Director	26,606.60	4,198.68	30,805.28
FOISY, Eugene	Director	23,961.48	2,746.56	26,708.04
FOWLER, Shirley	Director	12,267.80	1,004.00	13,271.80
FRASER, Christine	Alt. Director	1,797.80	166.40	1,964.20
GARLICK, James	Alt. Director	3,795.00	-	3,795.00
GHATTAS, Susan	Committee	438.00	47.84	485.84
KIDSTON, James	Committee	292.00	-	292.00
KISS, Gyula	Alt. Director	2,335.00	-	2,335.00
LORD, Catherine	Alt. Director	3,210.00	-	3,210.00
MACNABB, Michael	Director	27,240.00	3,516.84	30,756.84
MINDNICH, LORI	Alt. Director	438.00	78.00	516.00
NICOL, Patrick	Director	27,612.00	2,363.23	29,975.23
O'KEEFE, Mary-Jo	Alt. Director	10,828.00	-	10,828.00
OSBORN, Edward	Committee	1,022.00	-	1,022.00
OSTAFICHUK, Randal	Committee	1,167.00	4.16	1,171.16
OUCHI, Tom	Committee	146.00	-	146.00
PEARASE, Jacqueline	Director	24,604.40	7,947.48	32,551.88
PIEPER, Chris	Alt. Director	874.00	104.00	978.00
RANDELL, Michael	Alt. Director	438.00	649.74	1,087.74
SAWATZKY, Robert	Director	14,330.00	31.20	14,361.20
SHIPMAKER, EARL	Alt. Director	823.60	41.60	865.20
SPIERS, Robert	Alt. Director	2,627.00	-	2,627.00
TOTAL		\$ 273,120.68	\$ 31,727.98	\$ 304,848.66

REGIONAL DISTRICT OF NORTH OKANAGAN

Employees Earning over \$75,000 Per Annum and Expenses Paid on Their Behalf

(as per BC Reg 371/93 of the Financial Information Act)

2013

Employee Name	Position	Remuneration	Expenses	TOTAL
ARMSTRONG, Elaine	Payroll Coordinator	82,159.34	1,149.66	83,309.00
BAKER, Ron	Community/Protective Services Manager	95,115.07	1,444.57	96,559.64
BYRON, Jeanne	Corporate Officer	101,703.90	9,162.32	110,866.22
CLARK, Renee	Water Quality Manager	94,228.91	1,925.93	96,154.84
COUGHLIN, Jim	Facilities Manager	78,375.54	3,880.95	82,256.49
DANALLANKO, Dale	RDF Operations Manager	97,247.31	811.24	98,058.55
DANALLANKO, Dee	Controller	95,030.16	4,570.68	99,600.84
dePFYFFER, James	Small Utilities Manager	85,868.52	2,563.06	88,431.58
DUNSDON, Jennifer	Water Supply and Treatment Operator	76,825.23	760.00	77,585.23
EDWARDS, Alexander	Water Treatment Manager	104,263.59	745.39	105,008.98
FRIESEN, John	Bylaw Enforcement Officer	82,623.09	3,234.36	85,857.45
GARDNER, David	Senior Building Inspector / Bylaw Enforcement Officer	81,981.70	7,639.16	89,620.86
GIBSON, Don	Senior Water Supply and Treatment Operator	91,859.81	70.00	91,929.81
HALL, Trafford	Administrator	171,127.98	14,351.66	185,479.64
HARTWIG, Corey	Electrical / Instrumentation Technician	79,834.55	-	79,834.55
HEIDT, Dustin	Chief Water Supply and Treatment Operator	105,025.68	1,893.06	106,918.74
KITTEL, Anthony	Regional Growth Strategy Coordinator	95,126.98	2,368.23	97,495.21
KOHNERT, Nicole	Regional Engineering Services Manager	111,652.37	6,035.11	117,687.48
LAY, Paul	Distribution Operator / Mechanic	84,174.46	1,319.95	85,494.41
LIZOGUBOFF, Victor	Systems Analyst	81,230.09	1,993.55	83,223.64
LUSCOMBE, Patrick	Chief Building Inspector	110,889.79	8,313.42	119,203.21
MARCOLIN, Zee	Utilities Engineer	110,832.99	6,402.88	117,235.87
MAZZOTTA, Christopher	Information Services Manager	100,886.24	4,866.36	105,752.60
McTAGGART, Dale	General Manager, Engineering	131,972.79	4,591.03	136,563.82
MELLOTT, Leah	General Manager, EA Services	156,667.45	5,851.14	162,518.59
NELSON, Tannis	Community Development Coordinator	82,130.95	541.43	82,672.38
PINKOSKI, Keith	Parks Planner	95,774.88	5,048.68	100,823.56
PLEASANCE, Rod	Project Engineer	99,925.43	3,292.12	103,217.55
ROSS, Gordon	Water Supply and Treatment Operator	80,306.48	1,170.13	81,476.61
ROUTLEY, Greg	Deputy Planning Manager	96,888.74	1,432.70	98,321.44
SEWELL, David	General Manager, Finance	139,974.02	1,228.97	141,202.99
SKOBALSKI, Marnie	Planner	81,677.29	713.42	82,390.71
SMAILES, Rob	General Manager, Planning & Building	124,833.36	2,992.39	127,825.75
SPANN, Gunther	Senior Building Inspector / Bylaw Enforcement Officer	81,677.29	11,187.27	92,864.56
Subtotal		3,389,891.98	123,550.82	3,513,442.80
Total - Employees Under \$75,000		2,760,626.51	-	2,760,626.51
TOTAL		6,150,518.49	123,550.82	6,274,069.31

CPP and EI employer premiums paid to Receiver General

287,381.98

REGIONAL DISTRICT OF NORTH OKANAGAN


Schedule of Severance Agreements

(as per BC 371/93 of the Financial Information Act)

2013

There was one severance agreement made between the Regional District of North Okanagan and a non-unionized employee during the year ended December 31, 2013. This agreement represented 7 weeks of compensation based on the employee's salary at the time that the severance agreement was executed.

**REGIONAL DISTRICT OF NORTH OKANAGAN
YTD Paid Report**



Supplier Code From : ***MARA001
To : ZZZA001

Sequence : By Code **Date Range From :** 01-Jan-2013
To : 31-Dec-2013

Categories From : A - Agricultural Appeal
To : W - Workers Compensation

Suppress Printing for \$ Under 25,000.00

Supplier Code	Name	Total
107.5001	107.5 KISS FM	28,839.87
12EL001	1 & 2 ELECTRIC	199,292.28
6202001	620241 BC LTD.	469,802.63
A&GS001	A & G SUPPLY LTD.	72,024.69
A.B.C.001	A.B.C. ALLEN BUSINESS COMMUNICATIONS LTD	166,950.00
ABER005	ABERDEEN ELECTRIC	226,618.54
ADVA002	ADVANCED BACKHOE LTD.	41,004.38
AECO002	AECOM CANADA LTD.	257,733.30
AERO004	AEROQUEST MAPCON INC.	49,398.37
ARTS001	ARTS COUNCIL OF NORTH OKANAGAN	95,000.00
ASTR001	ASTRAL MEDIA RADIO G.P.	39,074.69
ATSE001	A T S ELECTRIC AND TECHNICAL SERVICE LTD.	66,506.77
BANN001	BANNISTER CHEVROLET INC.	49,927.50
BCHY001	B.C. HYDRO & POWER AUTHORITY	1,433,191.14
BCTR001	B.C. TRANSIT	522,031.05
BFIC001	BFI CANADA	647,563.60
BLAC006	BLACK PRESS GROUP LTD.	114,268.51
BMOB001	BMO BANK OF MONTREAL	54,201.14
BOYS001	BOYS' & GIRLS' CLUB of VERNON	97,752.00
BPRC001	BPR CONSTRUCTION LTD	666,039.80
BREN004	BRENNTAG CANADA INC.	25,860.85
BRIT018	BRITISH COLUMBIA GRAPEGROWERS' ASSOCIATION	25,000.00
CANT008	CANTEX OKANAGAN CONSTRUCTION LTD	216,063.67
CAPR001	CAPRI INSURANCE	207,553.00
CARO001	CARO ANALYTICAL SERVICES	107,475.07
CASC004	CASCADES RECOVERY INC.	50,261.63
CDWC001	CDW CANADA INC.	108,853.50
CHAP004	CHAPMAN MECHANICAL LTD.	244,616.70
CHEM002	CHEMPOSITE INC.	80,012.80
CJVC001	CJV CARPET ONE	39,432.74
CLEA001	CLEARTECH	377,080.21
COAS010	COAST EAGLE CONSULTING INC	57,902.10
COLD003	COLDSTREAM DISTRICT OF	107,683.81
COLU001	COLUMBIA SHUSWAP REG. DISTRICT	56,972.00
CORB001	CORBETT OFFICE EQUIPMENT	36,716.96
CORI004	CORIX CONTROL SOLUTIONS LIMITED PARTNERSHIP	344,214.17
CRAN006	CRANE ENTERPRISES LTD.	89,867.09
CROC001	CROCKER EQUIPMENT CO. LTD.	131,812.04
DAVI002	DAVIDSON AND COMPANY LLP IN TRUST	301,544.92
DBPE001	DB PERKS & ASSOCIATES LTD.	30,982.45
DEVR001	DEVRIES ART	34,743.25
DIAL001	DIALOG BC ARCHITECTURE ENGINEERING INTERIOR	63,129.84
DIRE003	DIRECT ENERGY MARKETING LIMITED	45,645.23
DOER003	DOERING BUILDING GROUP INC.	26,612.17
DREY001	DREYER BROS. SOUND	201,638.80
EBHO001	E.B. HORSMAN & SON LTD.	58,471.28
ECOP001	ECOPLAN INTERNATIONAL INC	55,015.03
ELEC001	ELECTRICAL ENTERPRISE LTD.	29,087.92
ENDE001	ENDERBY CITY OF	2,433,802.81
ESRI001	ESRI CANADA LIMITED	100,195.20
FOCU001	FOCUS CORPORATION	256,640.79
FORT005	FORTISBC - NATURAL GAS	235,550.54
FRAS003	FRASER VALLEY REGIONAL DISTRICT	35,456.40
FULT002	FULTON & COMPANY LLP	166,626.73

**REGIONAL DISTRICT OF NORTH OKANAGAN
YTD Paid Report**



Supplier Code From : ***MARA001
To : ZZZA001


Sequence : By Code **Date Range From :** 01-Jan-2013
To : 31-Dec-2013

Categories From : A - Agricultural Appeal
To : W - Workers Compensation

Suppress Printing for \$ Under 25,000.00

Supplier Code	Name	Total
GOLD003	GOLDER ASSOCIATES LTD.	45,313.41
GREA001	GREATER VERNON MUSEUM & ARCHIVES	186,579.94
GREY002	GREYBACK CONSTRUCTION LTD	309,759.17
GUIL002	GUILLEVIN INTERNATIONAL INC.	65,146.26
HABI002	HABITAT SYSTEMS INC.	83,239.75
HAND003	HANDY GUYS HOME REPAIR INC.	46,653.96
INSU001	INSURANCE CORPORATION OF BRITISH COLUMBIA	47,619.00
INTE014	INTERIOR COMMUNICATIONS	42,945.90
INTE025	INTERNATIONAL CROWD MANAGEMENT INC.	29,731.31
INTE063	INTERCITY RECYCLE LTD.	83,942.79
K-9S001	K-9 SYSTEMS CONTROL	154,045.08
KELO005	KELOWNA ROOFING (1984) LTD.	40,833.86
KERR001	KERR WOOD LEIDAL ASSOCIATES LTD.	351,409.83
LBCH002	L.B. CHAPMAN CONSTRUCTION LTD.	654,176.20
LITE001	LITERACY AND YOUTH INITIATIVES SOCIETY OF	66,000.00
LUMB003	LUMBY VILLAGE OF	923,164.10
MADD001	MADDOCKS CONSTRUCTION LTD.	1,110,041.29
MAIN003	MAINTENANCE TRACKING SYSTEMS INC.	30,241.73
MANU002	MANULIFE FINANCIAL	348,044.33
MEAR001	MEARL'S MACHINE WORKS LTD.	83,827.52
MINI002	MINISTER OF FINANCE & CORPORATE RELATIONS	35,293.96
MINI015	MINISTER OF FINANCE & CORPORATE RELATIONS	31,159.94
MINI022	MINISTER OF FINANCE	77,220.00
MONA004	MONAGHAN ENGINEERING & CONSULTING LTD.	256,113.63
MONA014	MONASHEE ARTS COUNCIL	29,280.00
MOUN011	MOUNTAINSIDE EARTHWORKS LTD.	265,860.33
MQNA001	MQN ARCHITECTS LTD.	183,848.69
MUNI002	MUNICIPAL INSURANCE ASSOCIATION OF B.C.	115,487.55
MUNI005	MUNICIPAL PENSION PLAN	900,372.93
NEWA001	NEWALTA CORPORATION	56,947.73
OKAN002	OKANAGAN BASIN WATER BOARD	662,457.00
OKAN017	OKANAGAN REGIONAL LIBRARY	700,198.20
OKAN029	OKANAGAN KOOTENAY STERILE INSECT RELEASE PROGRAM	411,953.18
OKAN087	OKANAGAN GYPSUM RECYCLING INC.	172,558.15
OKEX001	OK EXCAVATING	130,481.10
OPEN001	OPEN STORAGE SOLUTIONS INC.	39,244.84
OPUS002	OPUS DAYTONKNIGHT	94,393.49
PACI012	PACIFIC COASTCOM COMMUNICATIONS INC.	26,375.41
PIER004	PIERALISI NORTH AMERICA	41,620.21
POST002	POSTILL NIXON EARTHWORKS	782,292.04
QUAN001	QUANTUM CONSULTING GROUP LTD.	33,068.00
R355001	R-355 ENTERPRISES LTD.	1,269,137.52
RECE002	RECEIVER GENERAL FOR CANADA	1,699,011.47
RECE003	RECEIVER GENERAL FOR CANADA	51,247.15
RECT001	RECTEC INDUSTRIES INC.	42,233.17
REGI001	REGIONAL DISTRICT OF CENTRAL OKANAGAN	185,815.00
ROSS013	ROSSWORN HENDERSON LLP	28,313.25
RUSS001	RUSSELL N. SHORTT	44,039.30
SILV003	SILVER STAR SKI RESORT LTD.	96,361.57
SPAT001	SPATIAL TECHNOLOGIES	50,296.24
SSGH001	S.S.G. HOLDINGS LTD	1,437,337.71
SUMM002	SUMMIT ENVIRONMENTAL CONSULTANTS INC.	39,171.37
SUNC005	SUNCOR ENERGY PRODUCTS PARTNERSHIP	34,010.20
SUPE008	SUPER SAVE DISPOSAL INC.	49,081.73

**REGIONAL DISTRICT OF NORTH OKANAGAN
YTD Paid Report**



Supplier Code From : ***MARA001
To : ZZZA001

Sequence : By Code **Date Range From :** 01-Jan-2013
To : 31-Dec-2013

Categories From : A - Agricultural Appeal
To : W - Workers Compensation

Suppress Printing for \$ Under 25,000.00

Supplier Code	Name	Total
TEAL002	TEALE'S WATER UTILITY SERVICES LTD.	39,062.93
TELU001	TELUS	107,150.89
TELU002	TELUS MOBILITY	65,864.88
TIMB003	TIMBRO CONTRACTING (A PARTNERSHIP)	285,209.38
TRIA001	TRIAHN ENTERPRISES LTD	225,146.22
TURN005	TURN-KEY CONTROLS	39,721.24
UNIV009	UNIVAR CANADA LTD.	139,866.84
URBA001	URBAN SYSTEMS LTD.	89,206.25
VADI001	VADIM SOFTWARE	28,510.43
VERN003	VERNON PUBLIC ART GALLERY	177,733.00
VERN004	VERNON CITY OF	14,500,556.46
VERN007	VERNON COMMUNITY ARTS COUNCIL	33,360.00
VERN029	VERNON & DIST. ASSOC. FOR COMMUNITY LIVING	94,361.29
VERN063	VERNON & DISTRICT PERFORMING ARTS CENTRE	269,448.00
VERN138	VERNON SCIENCE AND DISCOVERY SOCIETY	32,799.25
WAST002	WASTE MANAGEMENT OF CANADA CORP.	69,171.41
WATE013	WATERHOUSE ENVIRONMENTAL SERVICES CORP.	132,200.47
WAYS001	WAYSIDE	36,778.56
WEST016	WESTERN SPORTS DEVELOPMENTS LTD.	41,509.86
WORK001	WORKSAFEBC	45,812.34
XCGC001	XCG CONSULTANTS LTD.	118,689.38
YONE001	YONEDA & ASSOCIATES	25,687.70
Total Suppliers Equal and Over		25,000.00
Other Suppliers Under		25,000.00
Total Of Printed Suppliers :		46,482,924.04

REGIONAL DISTRICT OF NORTH OKANAGAN

Management Report

(as per BC 371/93 of the Financial Information Regulation, Schedule 1, section 9)


The Financial Statements contained in this Statement of Financial Information under the *Financial Information Act* have been prepared by management in accordance with generally accepted accounting principles or stated accounting principles, and the integrity and objectivity of these statements are management's responsibility. Management is also responsible for all the statements and schedules, and for ensuring that this information is consistent, where appropriate, with the information contained in the financial statements.

Management is also responsible for implementing and maintaining a system of internal controls to provide reasonable assurance that reliable financial information is produced.

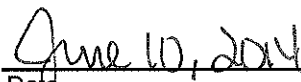
The Board of Directors is responsible for ensuring that management fulfils its responsibilities for financial reporting and internal control and exercises this responsibility through the Regional Board. The Board meets with management and the external auditors throughout the year.

The external auditors, Rossworn Henderson LLP, conduct an independent examination, in accordance with generally accepted auditing standards, and express their opinion on the financial statements. Their examination does not relate to the other schedules and statements required by the Act. Their examination includes a review and evaluation of the corporation's system of internal control and appropriate tests and procedures to provide reasonable assurance that the financial statements are presented fairly. The external auditors have full and free access to the Board.

On behalf of the Regional District of North Okanagan:



David Sewell
Chief Financial Officer



Date