

GOALS:

1. Promote a regional approach to economic development
2. Encourage a sustainable, resilient and diverse regional economy

CONTEXT

A strong and diverse economy is essential to maintaining our region's high quality of life. Growth in local business and the number and range of employment opportunities will support the success and prosperity of our residents and communities alike.

HOW ARE WE DOING?

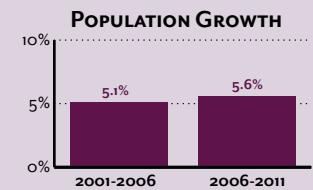
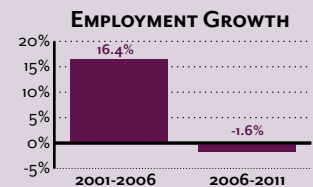


Not too well

EMPLOYMENT GROWTH:

OVERALL EMPLOYMENT (I.E., LABOUR FORCE) DECREASED IN THE RDNO BETWEEN 2006 AND 2011 BY 1.6% EVEN THOUGH POPULATION INCREASED BY 5.6%. THIS IS A STARK TURNAROUND FROM THE PREVIOUS PERIOD, WHEN EMPLOYMENT INCREASED BY 16.4% AGAINST AN OVERALL POPULATION GROWTH OF 5.1%. PART OF THIS IS LIKELY DUE TO AN AGEING POPULATION WITH MORE RESIDENTS ENTERING RETIREMENT.

Source: Census 2001, 2006; NHS 2011 - Total Labour Force.

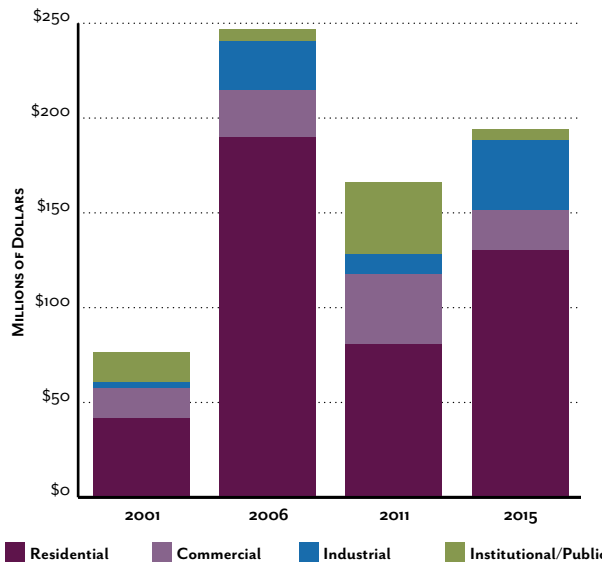


Doing well

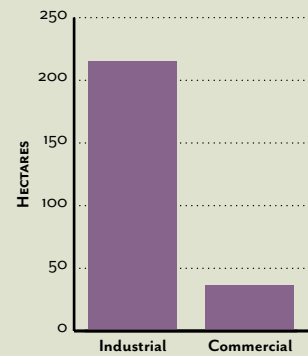
CAPITAL INVESTMENT PER LAND USE:

IN 2015, THE TOTAL VALUE OF ALL BUILDING PERMITS WAS APPROXIMATELY \$194 MILLION. WHILE THIS IS LESS THAN THE PRE-RECESSION VALUES (E.G., 2006 AT \$247 MILLION), IT IS A SUBSTANTIAL INCREASE FROM THE 2011 TOTAL OF \$166 MILLION.

TOTAL BUILDING PERMIT VALUE PER LAND USE



HECTARES OF VACANT EMPLOYMENT LANDS BY TYPE



Source: RDNO Employment Lands Report 2016.

AMOUNT OF VACANT EMPLOYMENT LANDS (COMMERCIAL & INDUSTRIAL):

AS OF 2015, THE REGION HAS APPROXIMATELY 215 HECTARES OF VACANT INDUSTRIAL LAND AND 36 HECTARES OF VACANT COMMERCIAL LAND.

BASELINE DATA ONLY

Source: BC Stats, Building Permits, Housing Starts and Sales 2001- 2015.




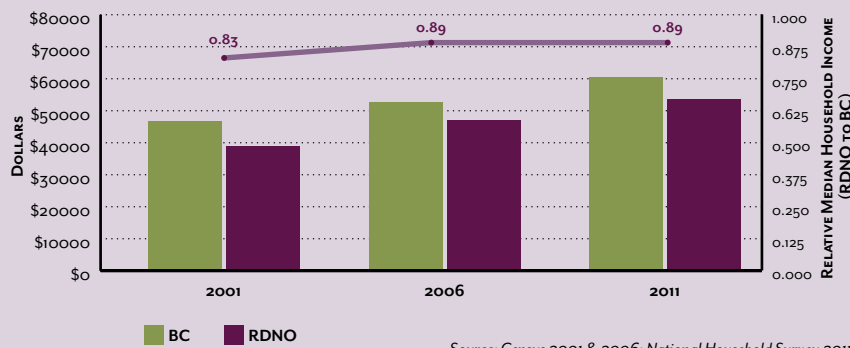


Doing OK

HOUSEHOLD INCOME:

WHILE THE MEDIAN HOUSEHOLD INCOME INCREASED FROM 2006 TO 2011 BY AROUND \$6,600, THIS INCREASE HAS BEEN AT THE SAME RATE AS HOUSEHOLD INCOMES ACROSS THE PROVINCE.

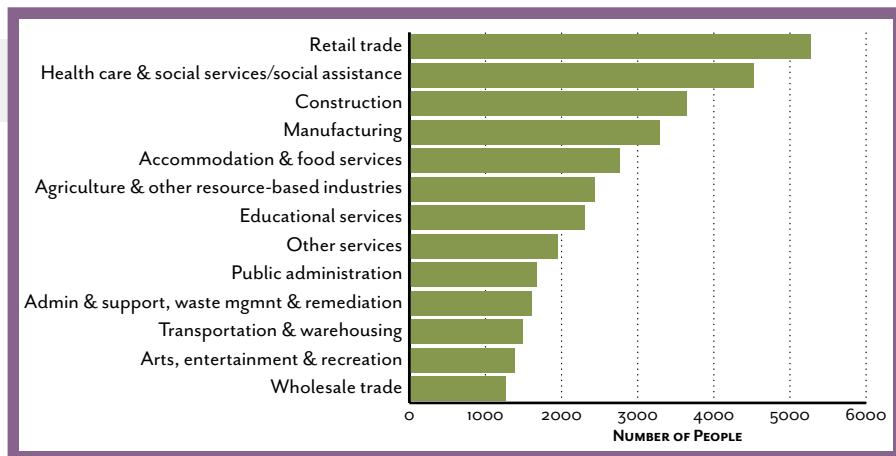
MEDIAN HOUSEHOLD INCOME RELATIVE TO BC MEDIAN



Source: Census 2001 & 2006; National Household Survey 2011.



NUMBER OF PEOPLE WORKING IN VARIOUS JOB SECTORS (2011)



Source: Census.

RANGE OF EMPLOYMENT:

OUR REGION'S EMPLOYMENT IS DISTRIBUTED ACROSS A NUMBER OF SECTORS, INCLUDING TOURISM (SEEN THROUGH RETAIL AND ACCOMMODATION), HEALTH CARE, CONSTRUCTION AND MANUFACTURING, AND AGRICULTURE.

BASELINE DATA ONLY

