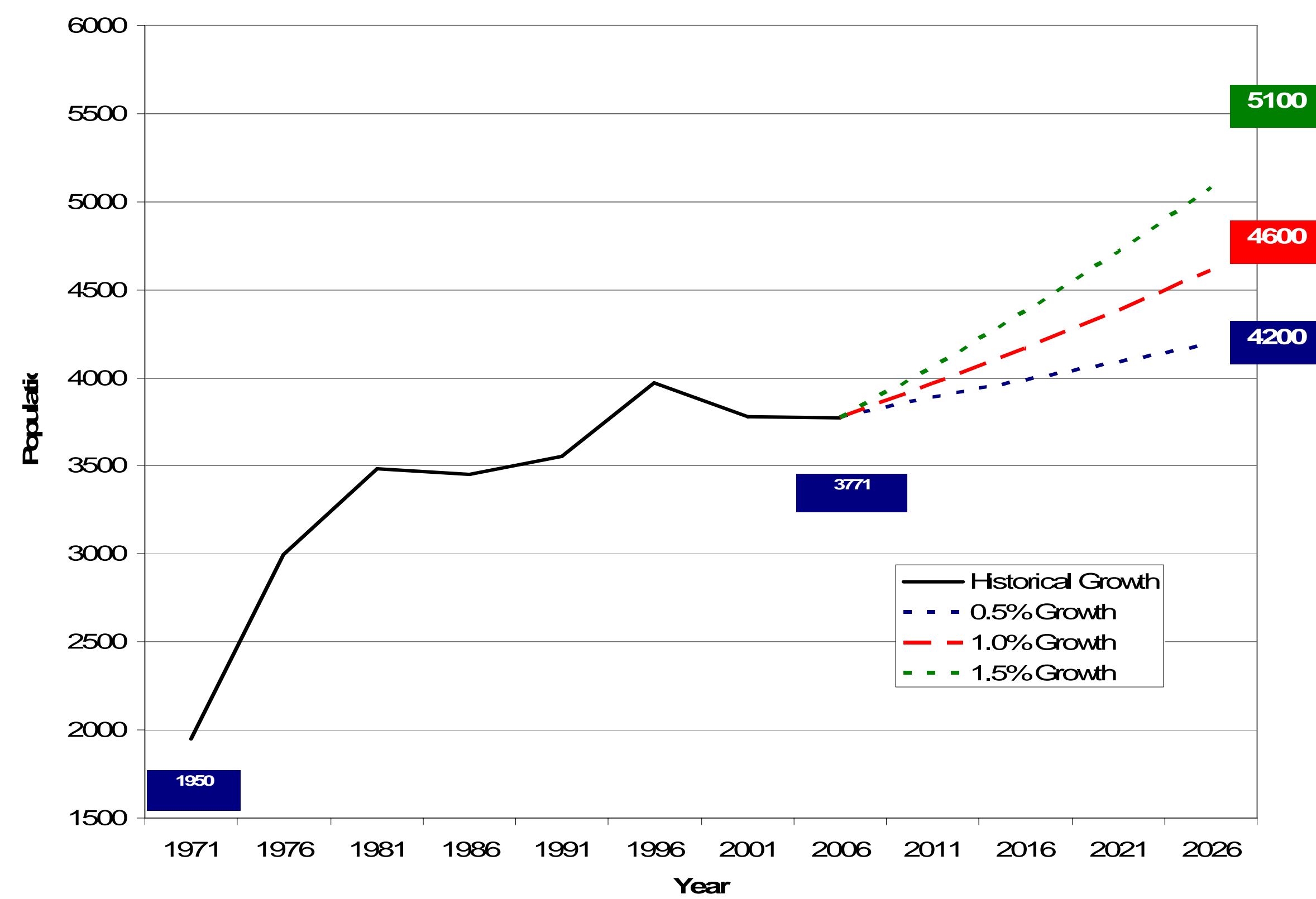
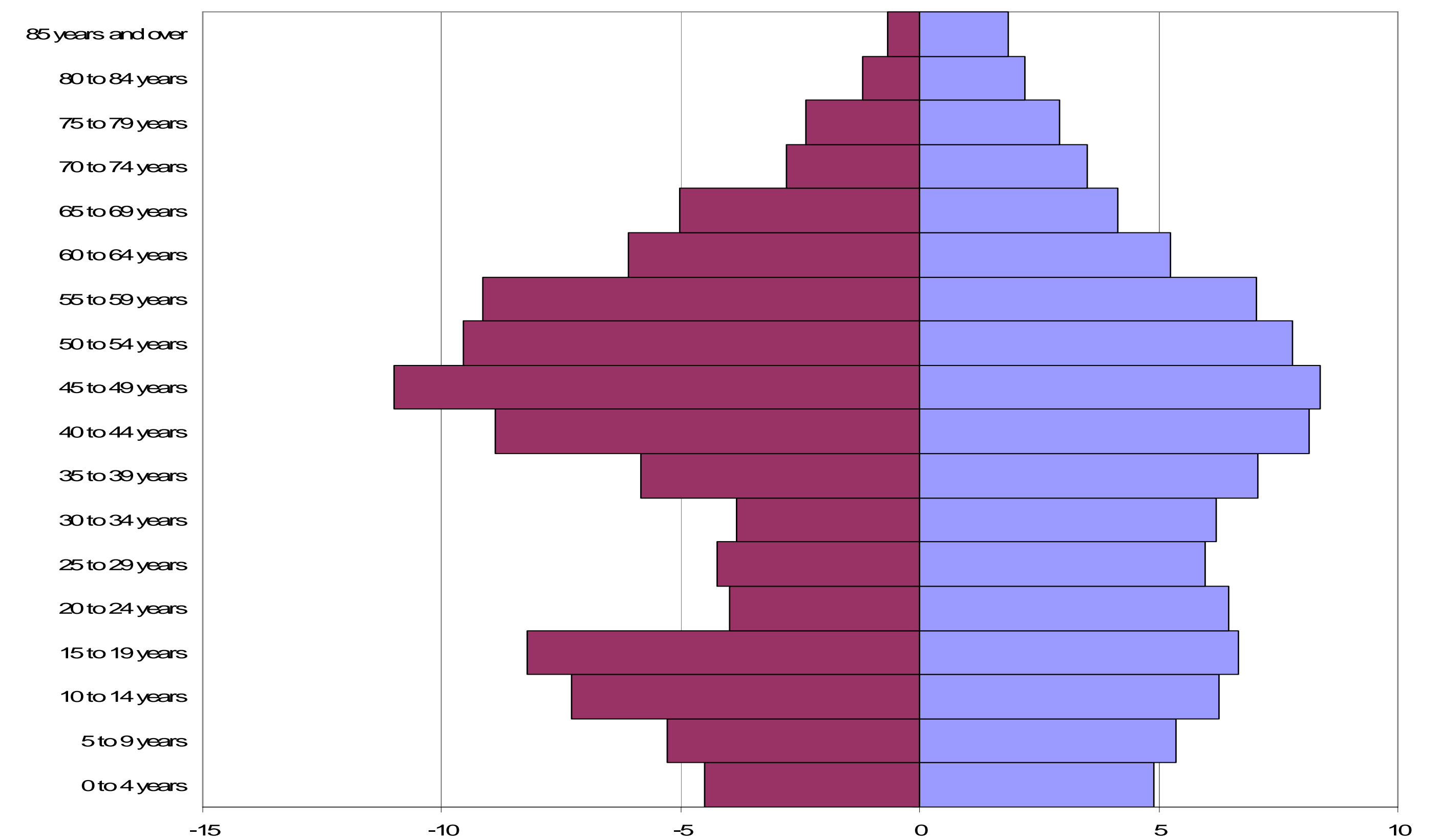


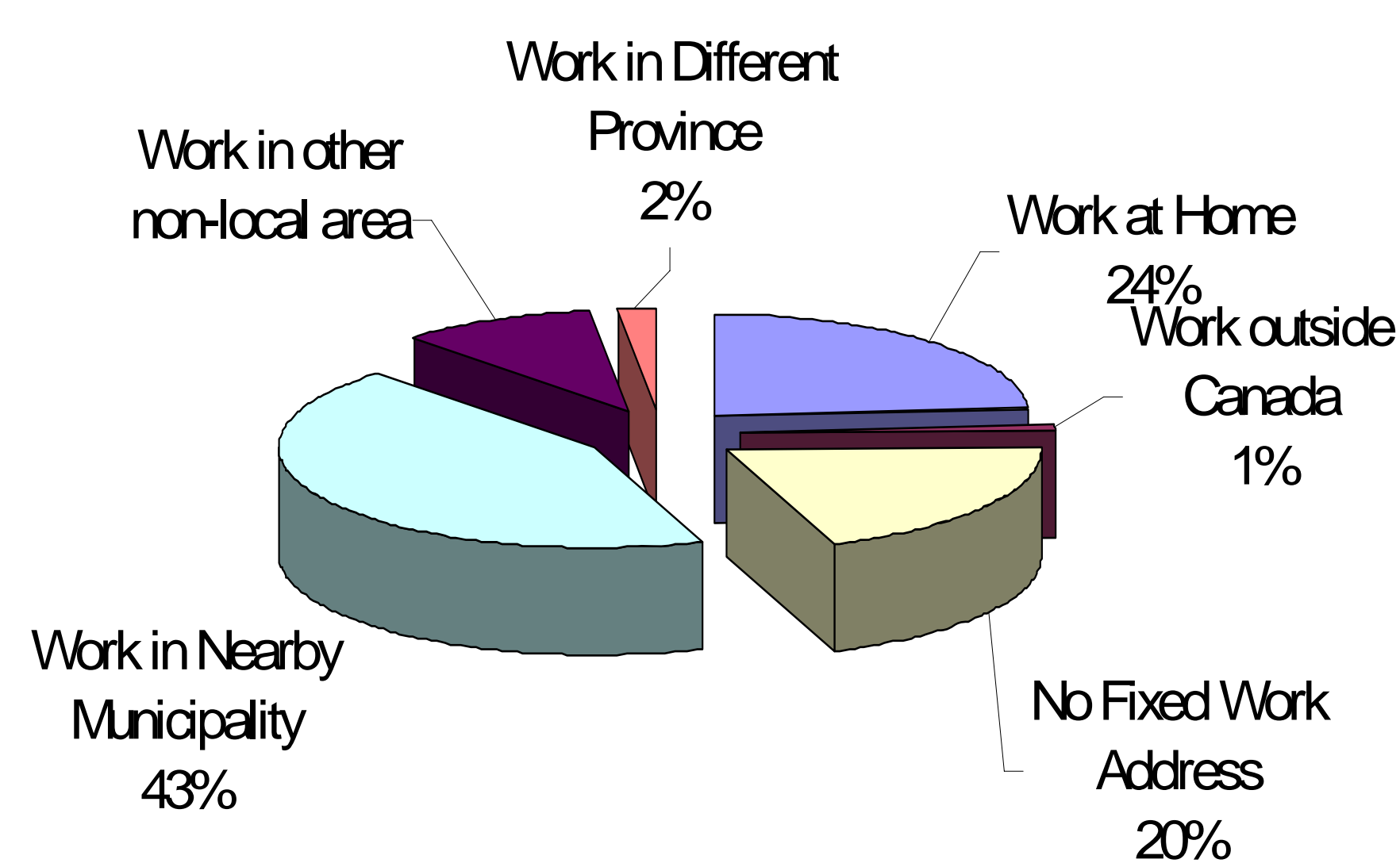
Population Growth Projections



Population Profile



Place of Work Status



The 2006 Census data for Electoral Areas D & E reveals:

- higher than average number of children
- fewer young people 20 to 44 years
- higher than average numbers of older adults 45—64
- fewer old seniors (>70 years) than average
- higher than average number of residents work from home
- 89% of residents work in Vernon, Coldstream or Lumby

Mobility Status

Population Characteristics	ELECTORAL AREA				
	D	%	E	%	BC
Total Population	2840		895		
Mobility status:					
• population lived at the same address 1 year ago	2465	87%	840	94%	
• Lived at same address 5 years ago	1925	68%	500	56%	
Population change 2001—2006	-0.1%		-0.4%		+5.3%

Planning Implications and Considerations

- There will be fewer young people and many will continue to leave the area to find work or to further their education?
- Older workers will be retiring, but will their well paying senior positions remain?
- The proportion of seniors will continue to rise but older seniors have not traditionally stayed in this area. What steps can be taken to keep seniors? Secondary suites? Local health care services? Opportunities for seniors housing.
- Housing is affordable for existing residents but will it still be affordable for new home purchasers?

- The area will continue to be a good place to raise children, but a 'family friendly' community requires good access to education. There has been a recent increase in young (0-4 years) but this has not offset the declining number of older teenaged students.
- Regional projections anticipate that in-migration to the Okanagan region will be the largest driver of growth. Most of this growth is projected for the urban areas (Vernon, Lumby, Coldstream and EA 'B')
- The demand for specialized services will increase to serve a changing demographic, e.g. seniors or home occupations.

